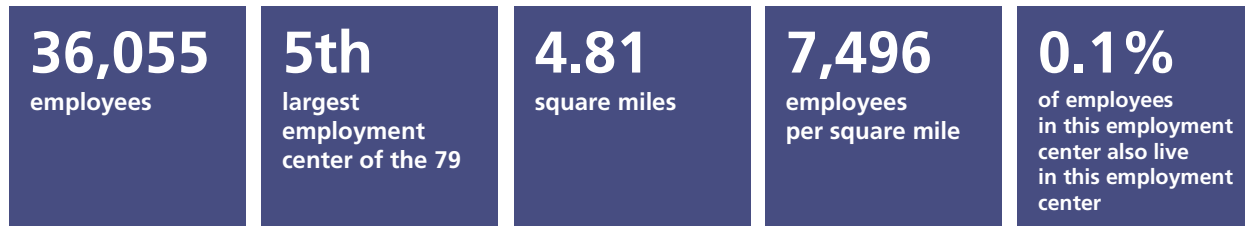


# Carlsbad Palomar Airport employment center

## Tier 2 employment centers in the San Diego region<sup>1</sup>: An analysis of where people live and work

### Highlight 1

#### Characteristics of this employment center



SOURCES: SANDAG Employment Estimates, 2016; LEHD LODES OD, 7.3, 2015

### Highlight 2

#### Industries in this employment center and the region overall

	Carlsbad Palomar Airport employment center		Region	
	Number of jobs	Percentage/ rank	Number of jobs	Percentage/ rank
<b>Health care and social assistance</b>	<b>2,119</b>	<b>6% (4)</b>	199,700	13% (1)
Retail trade	1,606	5% (7)	156,612	10% (2)
<b>Professional, scientific, technical</b>	<b>5,589</b>	<b>16% (2)</b>	148,766	10% (3)
Food services	575	2% (16)	131,594	9% (4)
<b>Manufacturing</b>	<b>10,302</b>	<b>29% (1)</b>	109,234	7% (5)
<b>Administrative, support, waste services</b>	<b>1,814</b>	<b>5% (5)</b>	91,519	6% (6)
Construction	1,518	4% (8)	83,498	5% (7)
Local government education	573	2% (17)	80,300	5% (8)
Other services	841	2% (12)	69,124	5% (9)
Finance and insurance	1,711	5% (6)	47,848	3% (10)
<b>Wholesale trade</b>	<b>3,582</b>	<b>10% (3)</b>	46,625	3% (11)
Arts, entertainment, recreation	1,018	3% (10)	45,639	3% (12)
Real estate, rental, leasing	947	3% (11)	38,582	3% (13)
Local government	0	0% (22)	37,429	2% (14)
Transportation and warehousing	840	2% (13)	36,183	2% (15)
Accommodation	298	1% (18)	33,094	2% (16)
Educational services	580	2% (15)	32,892	2% (17)
State government education	0	0% (23)	31,600	2% (18)
Information	1,235	3% (9)	26,262	2% (19)
Department of Defense	0	0% (24)	22,500	1% (20)
Management of companies/enterprises	783	2% (14)	21,500	1% (21)
Federal government	92	<1% (19)	11,454	1% (22)
Farm	14	<1% (21)	9,000	1% (23)
Utilities	18	<1% (20)	7,208	<1% (24)
State government	0	0% (25)	7,037	<1% (25)
Mining and logging	0	0% (26)	300	<1% (26)
<b>Total</b>	<b>36,055</b>		<b>1,525,500</b>	

SOURCE: SANDAG Employment Estimates, 2016

<sup>1</sup> This data summary was prepared by SANDAG and is part of an evolving analysis of where people live and work in the San Diego region. Tier 2 employment centers are those between 20,000 and 40,000 employees. For data notes, sources, and qualifications, please visit: [sandag.org/employmentcenters](http://sandag.org/employmentcenters). Suggested reference: SANDAG (2019, May). *Tier 2 employment centers in the San Diego region: Carlsbad Palomar Airport employment center*. San Diego, CA: Author.

### Highlight 3

#### Other statistics about the education level and income of employees in this employment center

**30%**

have Bachelor's degree or higher (24% region)

**\$79,038**

mean employee salary (\$55,801 region)

these jobs represent

**2.4%**

of the region's jobs

these incomes represent

**2.8%**

of regional labor income

SOURCES: SANDAG Employment Estimates, 2016; LEHD LODES OD, 7.3, 2015

### Highlight 4

#### What mode of transportation these employment center employees use to get to work during peak period?

Drive alone



Transit



Carpool



Bike



Walk



Carlsbad Palomar Airport employment center	84%	2%	14%	1%	<1%
Region	80%	4%	13%	2%	1%

SOURCE: SANDAG Activity Based Model, 2016

### Highlight 5

#### How far employees drive on average to get to this employment center during peak period and how long it takes them on average, by transportation mode

	Carlsbad Palomar Airport employment center		Region	
	Mean number of miles	Mean length of time (Minutes)	Mean number of miles	Mean length of time (Minutes)
Vehicles	10.5	26.9	12.0	25.1
Transit	11.6	93.8	10.7	62.8
Bike	7.7	38.6	4.3	21.6
Walk	2.2	44.5	1.2	23.2

Note: Peak period includes 6:00 a.m. to 8:59 a.m. and 3:30 p.m. to 6:59 p.m.

Source: SANDAG Activity Based Model, 2016

### Highlight 6

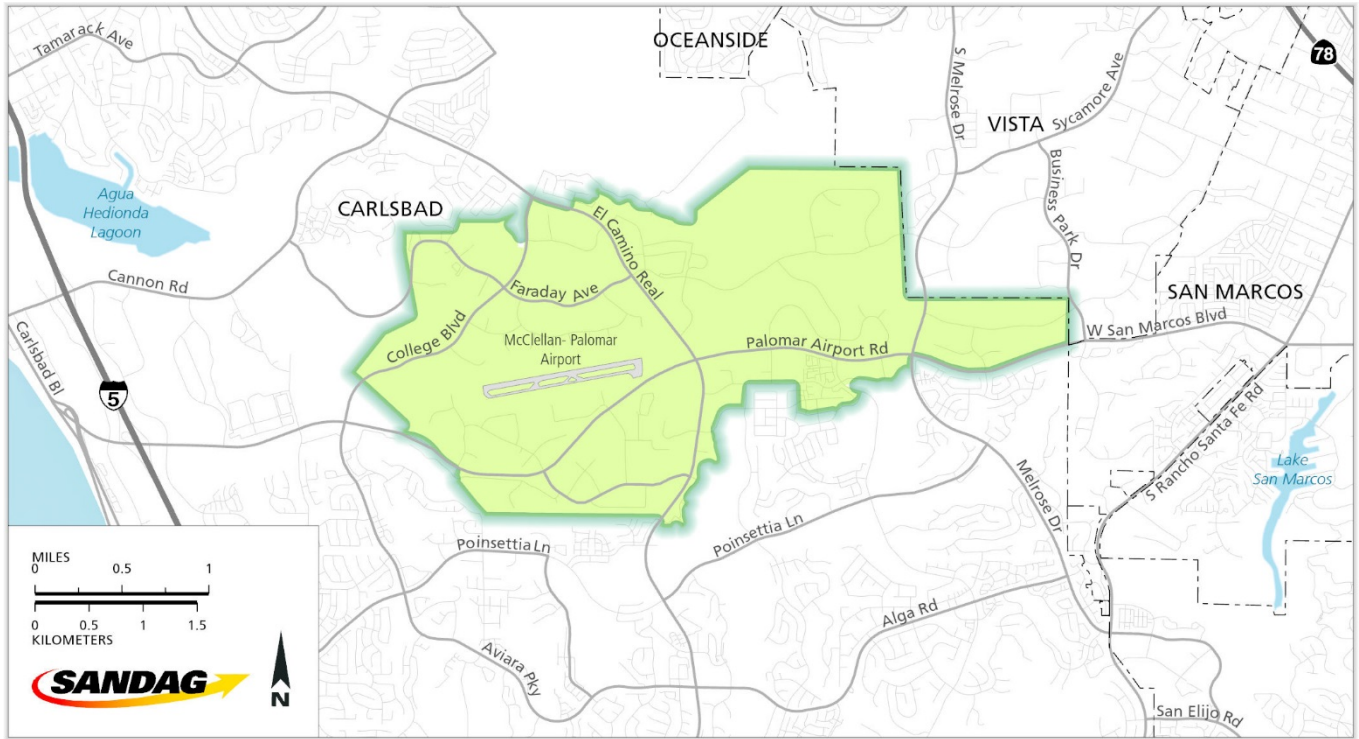
#### What jurisdictions these employment center employees travel from

Jurisdiction	Number of workers in the employment center	Percent
San Diego	4,015	18%
Oceanside	3,976	18%
Carlsbad	3,709	17%
Vista	2,584	12%
Unincorporated	2,271	10%
San Marcos	1,915	9%
Escondido	1,338	6%
Encinitas	1,254	6%
Chula Vista	261	1%
Poway	255	1%
Solana Beach	138	1%
El Cajon	131	1%
La Mesa	77	<1%
Santee	70	<1%
National City	66	<1%
Coronado	54	<1%
Imperial Beach	37	<1%
Lemon Grove	30	<1%
Del Mar	19	<1%
<b>Total</b>	<b>22,200</b>	

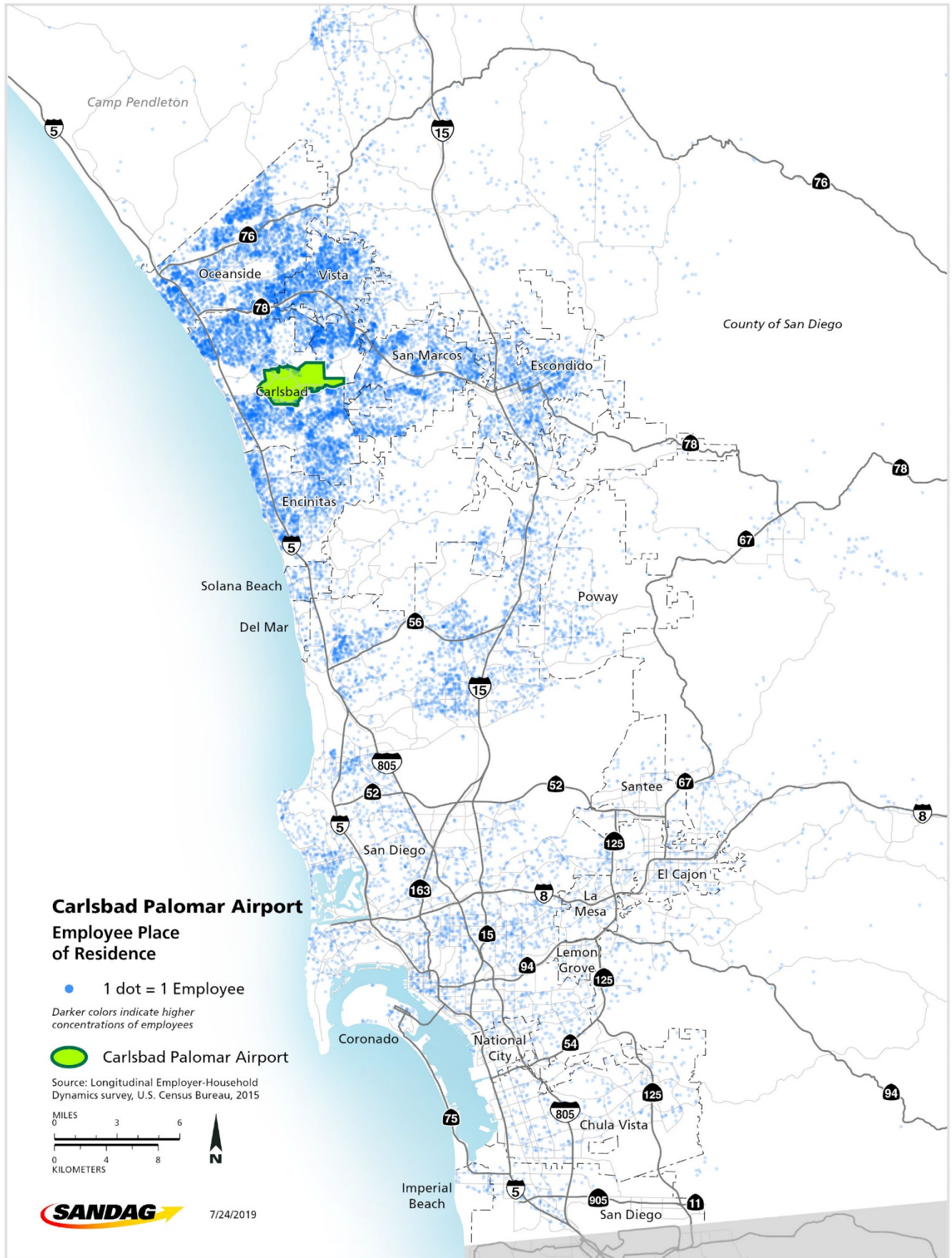
Note: The total number of employees shown here is lower than presented elsewhere because employees who travel from outside the region or have an unknown origin location are excluded and only primary jobs are included.

Source: SANDAG Employment Estimates, 2016; LEHD LODES OD, 7.3, 2015

Carlsbad Palomar Airport employment center



### Where do Carlsbad Palomar Airport employment center employees live?



### How far employees in the Carlsbad Palomar Airport employment center have to travel

